

Order data on page 18

OKW
GEHÄUSE
SYSTEME



MEASURING, CONTROLLING, REGULATING



THE PRODUCT

The robust range of wall mounted cases with freely accessible terminal compartment for easy component mounting and wiring.

The cases with a transparent case cover have an easy-to-operate closure system ensuring comfortable opening and closing.

These cases are particularly suitable for use in heating, air conditioning and ventilation technology, measurement and control technology, for machine and industrial controllers etc.

YOUR ADVANTAGE

Available either with or without transparent cover to protect the display and operating elements. Opening either to the right or to the left.

Alternatively available with front cover / front panel attachment (accessory).

Screw bosses and guides for the vertical and horizontal installation of printed circuit boards and mounting plates.

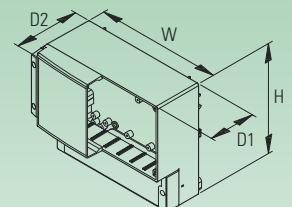
Direct wall mounting or external wall mounting brackets (accessory). Optional DIN rail mounting kit (accessory).

Protection class IP 65

With transparent enclosure cover or front lid.


Sizes (W x H x D1/D2 in mm)


W x H	D1	D2
166 x 160	80, 108	106, 134
213 x 185	90	119
257 x 219	122	156
314 x 260	95	129
383 x 316	134	167



detailed drawings see our website
www.okw.com

WALLTEC

Enclosure	Type	Outside dim. in mm			Equipment premarked openings for cable entry and outlet	Material	Part-No. light grey RAL 7035
		W	H	D			
	WALLTEC 166 F	166	160	80	rear	ABS (UL 94 HB)	A 97 30 101
	WALLTEC 166 D	166	160	108	rear	ABS (UL 94 HB)	A 97 31 101
	WALLTEC 213	213	185	90	rear	ABS (UL 94 HB)	A 97 32 101
	WALLTEC 257	257	219	122	rear	ABS (UL 94 HB)	A 97 33 101
	WALLTEC 314	314	260	95	rear	ABS (UL 94 HB)	A 97 34 101
	WALLTEC 383	383	316	134	rear	ABS (UL 94 HB)	A 97 35 101

Enclosure with transparent cover*1	Type	Outside dim. in mm			Equipment premarked openings for cable entry and outlet	Material	Part-No. light grey RAL 7035
		W	H	D			
	WALLTEC 166 F	166	160	106	rear	PC (UL 94 5V)	A 97 30 112
	WALLTEC 166 D	166	160	134	rear	PC (UL 94 5V)	A 97 31 112
	WALLTEC 213	213	185	119	rear	PC (UL 94 5V)	A 97 32 112
	WALLTEC 257	257	219	156	rear	PC (UL 94 5V)	A 97 33 112
	WALLTEC 314	314	260	129	rear	PC (UL 94 5V)	A 97 34 112
	WALLTEC 383	383	316	167	rear	PC (UL 94 5V)	A 97 35 112

WALLTEC ACCESSORIES

Article	For type	Version / Application	Part-No.
① Front lid	WALLTEC 166 F / D	PC (UL 94 5V), light grey, 166 x 106 x 16 mm, max. dim. keypad 131 x 93 mm	A 91 30 102
	WALLTEC 213	PC (UL 94 5V), light grey, 213 x 125 x 18 mm, max. dim. keypad 179.2 x 112 mm	A 91 32 102
	WALLTEC 257	PC (UL 94 5V), light grey, 257 x 157 x 30 mm, max. dim. keypad 222.4 x 143.3 mm	A 91 33 102
	WALLTEC 314	PC (UL 94 5V), light grey, 296 x 196 x 30 mm, max. dim. keypad 251.6 x 182.4 mm	A 91 34 102
	WALLTEC 383	PC (UL 94 5V), light grey, 316 x 216 x 30 mm, max. dim. keypad 271.6 x 182.4 mm	A 91 35 102
② Front panel	WALLTEC 166 F / D	Al, matt anodised, 158.5 x 98.5 x 1.5 mm	A 91 30 116
	WALLTEC 213	Al, matt anodised, 205.5 x 117.5 x 1.5 mm	A 91 32 116
	WALLTEC 257	Al, matt anodised, 250 x 150 x 1.5 mm	A 91 33 116
	WALLTEC 314	Al, matt anodised, 288 x 188 x 1.5 mm	A 91 34 116
	WALLTEC 383	Al, matt anodised, 353 x 223 x 1.5 mm	A 91 35 116
③ Mounting plate (screws supplied with enclosure)	WALLTEC 166 F / D	Steel, galvanized, 136 x 133 x 1.5 mm, for mounting of components	A 91 30 127
	WALLTEC 213	Steel, galvanized, 142 x 199.5 x 1.5 mm, for mounting of components	A 91 32 127
	WALLTEC 257	Steel, galvanized, 225 x 175 x 1.5 mm, for mounting of components	A 91 33 127
	WALLTEC 314	Steel, galvanized, 282 x 215 x 1.5 mm, for mounting of components	A 91 34 127
	WALLTEC 383	Steel, galvanized, 345 x 258 x 1.5 mm, for mounting of components	A 91 35 127
④ Wall mounting bracket*2	all	PC (UL 94 5V), light grey, set with 2 pcs incl. screws	A 91 00 132
⑤ Fastening element for DIN-Rails*2	all	PC (UL 94 5V), light grey, for DIN EN 60715 TH35, set with 2 pcs (right/left)	A 91 00 142
⑥ Screw 40 x 18*2	with transp. cover	additional fastening for cover closure, 1 pc	A 91 00 156



ART-CASE ADDITIONS

Information on page 12



Article	For ART-CASE with	Version / Application	Part-No.
Wall mounting set NEW	lid (R, O) or base (R, S, O, E)	ABS, black RAL 9005, for the safe and secure wall mounting of the case (machining lid/bases necessary), removal protection device with screw	B 51 11 309



Enclosures and further accessories see our website / catalogue pages 80-82.

*1 lock PA, green, RAL 6016

*2 see assembly instruction on our website www.okw.com